


## 2.0 Shock Guard Install Instructions



RV, Trailer, Truck, & Jeep Accessories



1.

Pull zip ties through guide making sure the flat, rectangular side (w/ 90° edges (non-rounded corners)) is facing the same direction as the ribbed side of the zip ties.




2.

Loop zip ties around shock and tie in place while leaving enough slack to slide tie through shock tube. Ribbed side of zip ties should be facing toward your shock.

**Note:** If zip ties are tied firmly at this step, you may experience difficulty in step 4.



3. a.



3. b.

Apply the appropriate clip to your shock.

**Note:** Photo a. and b. represent different shock brand styles. Clip application will vary by brand. Daystar brand shocks do not require a clip. For Daystar shocks, you may skip this step.



4.

Slide the center gap on the back of shock guard through guide.



5. a.



5. b.



5. c.

Align the square shape on top of the neck of shock guard with clip. Notice the clip has an identical square shape between the gap. Push neck of shock guard through the gap in the clip until shock guard snaps in place.


**Note:** Daystar shocks (c.) do not require a clip.



6.

Position zip ties toward the top of the shock tube and firmly tighten your zip ties into place. You may cut the excess zip tie with a pair of cutters.

# FINISHED



# MORE FROM



## Shock Absorbers Starting at \$39.99

- Twin-tube hydraulic shock absorbers
- Velocity-sensitive valving
- Chrome-hardened piston shaft
- Suitable for all leveling/ lift kits



## Lift & Leveling Kits Starting at \$39.99

- Polyurethane coil spacers prevent metal-on-metal contact, corrosion, and squeaks
- No strut disassembly required
- 100% bolt on installations
- Made in USA with a Lifetime Warranty



## Cam Can Fluid & Gear Storage Starting at \$59.99

- The Cam Can system mounts easily to your spare tire, roll bar, or just about anywhere with a universal bracket
- Holds two gallons of liquid or gear
- Easy grip handles



[Daystarweb.com](http://Daystarweb.com)

800-595-7659