

INSTALLATION INSTRUCTIONS

2020+ FORD SUPER DUTY A-PILLAR MOUNT KIT



PRODUCTS INCLUDE:

- (1) Driver Side Bracket
- (1) Passenger Side Bracket
- *Lights sold separately.

RECOMMENDED TOOLS:

- 10mm socket
- 13mm socket

IMPORTANT

THANK YOU FOR PURCHASING RIGID INDUSTRIES' PRODUCTS FOR YOUR VEHICLE.

Please read through all of these Instructions and tips before proceeding with the installation. We do our best to provide a simple installation process for all applications however a professional installation is always recommended.

Always disconnect any power sources connected to your vehicle before servicing fuses or electrical systems.

STEP: 1

Open the vehicle's hood and locate the hood hinges, remove two factory bolts using a 13mm socket.




STEP: 2

Install bracket brace onto main bracket using supplied M6 bolt and M6 U-Nut. Do not fully tighten.



STEP: 3

Move plastic cowl out of the way by removing windshield wiper, antenna, and disengaging plastic clips holding the cowl in place. Remove windshield wipers using the lever at the base of the wiper.



RIGID® INSTALLATION INSTRUCTIONS



STEP: 4

Install bracket onto vehicle by aligning the bolt holes and re-install factory bolts. Do not fully tighten.



STEP: 5

Remove factory bolt under the plastic cowl using a 13mm socket. Install secondary support bracket and re-install factory bolt. Install supplied M8 carriage bolt, washer, and lock nut to secure support bracket to main assembly. Do not fully tighten.



STEP: 6

Tighten all hardware and repeat steps 1-5 on opposite side of vehicle.

STEP: 7

Re-install cowl, antenna, and windshield wipers. Install assembled light on the bracket and install wiring per the instructions supplied with the light.



Your installation is now complete.
Welcome to the Rigid Nation!

WARRANTY INFORMATION

For warranty information, visit www.rigidindustries.com/about/warranty 779 N Colorado St, Gilbert, AZ 85233 • 855-760-5337
www.rigidindustries.com

RIGID and Rigid Industries are registered and/or common law marks owned by JST Performance, LLC, a Delaware limited liability company d/b/a Rigid Industries.

11-14190-A