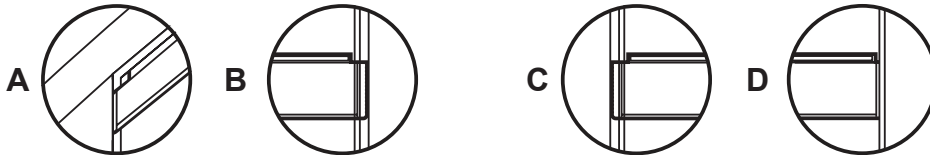
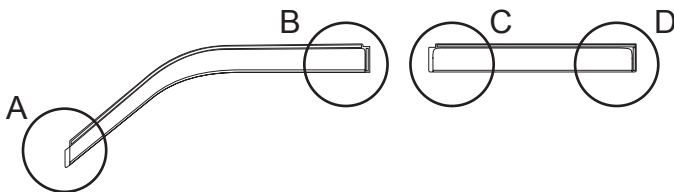


70°-100° F (Install temp.)

- 1 This product is designed to be placed inside the window channel. Lower the window. Clean window channel with alcohol pad.
- 2 Remove the tape liner from the front and rear flanges. Peel back 2" of tape liner from each end of top flange.
- 3 Insert visor into window channel, front flange first. Front flange inserts **between rubber trim and the mirror cap**. Top flange slides into window channel. Rear flange slides **between the post and window trim**.
- 4 Remove tape liner by pulling on free ends. Raise window slowly and leave up for 24 hours to secure.
- 5 Install rear visor. Top and rear flanges slide into the window channel and front flange fits **between the post and window trim**.

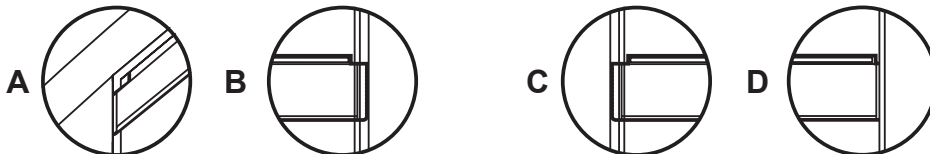


**IMPORTANT:** Clean with a **SOFT** cloth and soap and water **ONLY!** Using abrasive cleaners, chemicals, or solvents will **VOID** the warranty on this product.  
Stampede Automotive Products • Visit us at [stampedeproducts.com](http://stampedeproducts.com) • 800-241-7219



70°-100° F (Install temp.)

- 1 This product is designed to be placed inside the window channel. Lower the window. Clean window channel with alcohol pad.
- 2 Remove the tape liner from the front and rear flanges. Peel back 2" of tape liner from each end of top flange.
- 3 Insert visor into window channel, front flange first. Front flange inserts **between rubber trim and the mirror cap**. Top flange slides into window channel. Rear flange slides **between the post and window trim**.
- 4 Remove tape liner by pulling on free ends. Raise window slowly and leave up for 24 hours to secure.
- 5 Install rear visor. Top and rear flanges slide into the window channel and front flange fits **between the post and window trim**.



**IMPORTANT:** Clean with a **SOFT** cloth and soap and water **ONLY!** Using abrasive cleaners, chemicals, or solvents will **VOID** the warranty on this product.  
Stampede Automotive Products • Visit us at [stampedeproducts.com](http://stampedeproducts.com) • 800-241-7219