

2013+ BRZ, FR-S, GT86 RESERVOIR TANK

PARTS LIST AND INSTALLATION GUIDE



PARTS LIST

1 PC | ALUMINUM EXPANSION TANK W/ SIGHT TUBE

TOOLS NEEDED

10MM SOCKET

1/4" DRIVE RATCHET

1/4" EXTENSION

INSTALLATION TIME **15 MINS**


INSTALL DIFFICULTY

DISCLAIMER


- Raise vehicle only on jack stands or on a vehicle lift.
- Allow vehicle to cool completely prior to attempting installation.
- Do not run the engine or drive the vehicle while overheating; serious damage can occur.
- Please dispose of any liquids properly.
- Mishimoto is not responsible for any vehicle damage or personal injury due to installation errors, misuse, or removal of Mishimoto products.
- Mishimoto suggests that a trained professional install all Mishimoto products.

INSTALLATION INSTRUCTIONS


01. Remove the overflow hose from the stock expansion tank and set it aside.
02. Remove the bolt that secures the intake resonator to the radiator support. (1x 10mm bolt)



03. Remove the two bolts that secure the expansion tank to the fan shroud. Lift the corner of the intake resonator, and then remove the expansion tank by lifting it directly upward. The bottom of the expansion tank has a peg that fits into a bracket on the fan shroud. (2x 10mm bolts)



04. If you have a Mishimoto fan shroud installed on your vehicle, you will have to swap the original expansion tank bracket for the bracket included with your kit. Simply remove the two bolts that secure the original bracket and install the new one. (2x 10mm bolts)



05. Lower the Mishimoto expansion tank into place and insert the peg on the expansion tank into the mounting bracket on the fan shroud. Then secure the expansion tank with the original bolts. (2x 10mm bolts)
06. Reinstall the bolt that secures the intake resonator.
07. Reinstall the overflow hose to the Mishimoto expansion tank.
08. Fill the expansion tank with coolant until the fluid level sits between the MIN and MAX lines on the expansion tank. Then close the cap on the expansion tank.

Congrats! You just finished installing the 2013+ BRZ, FR-S, GT86 Reservoir Tank.

01