


INSTRUCTIONS—INSTRUCCIONES—CONSIGNES

APPLICATION: HDX/SPORTSMAN GRILLE GUARD
APP PART # 57-0001, 40-1004
RUBBER MOLDING SERVICE KIT

ITEM	QUANTITY	DESCRIPTION	TOOLS NEEDED
1	2	RUBBER MOLDINGS	TIN SNIPS (OR EQUIVALENT)
			SILICON BASED SPRAY LUBRICANT

1. Remove contents from box, verify if all parts listed are present and free from damage. Carefully read and understand all instructions before attempting installation.
2. Take a bucket or other container and fill it with enough hot tap water to submerge (1) rubber molding Fig 1 **NOTE THE TEMPERATURE OF THE WATER SHOULD NOT BE HOT ENOUGH TO CAUSE BURNS OR SCALDING.** Place the rubber molding in the hot water for approx 10-15 minutes (A heat gun can also be used to soften the rubber moldings). Once the rubber molding is pliable remove it from the hot water. Dry off any excess water that may be in the channel of the rubber molding. Fig 2
3. Take the rubber molding and spray one end in the u-shaped channel generously with the silicon based spray lubricant. This will aid in the installation of the molding. Fig 3
4. Take the grille guard and slide the rubber molding onto the metal upright of the grille guard. Fig 4
5. Once fully installed using the tin snips trim off any excess molding that is not needed to cover the uprights of the grille guard.
6. Repeat steps 2-5 for the second rubber molding



CARE INSTRUCTIONS

- REGULAR WAXING IS RECOMMENDED. DO NOT USE ANY TYPE OF POLISH OR WAX THAT MAY CONTAIN ABRASIVES
- STAINLESS STEEL PRODUCTS CAN BE CLEANED WITH MILD SOAP AND WATER. STAINLESS STEEL POLISH SHOULD BE USED TO POLISH SMALL SCRATCHES.
- GLOSS BLACK FINISHES SHOULD BE CLEANED WITH MILD SOAP AND WATER




Fig 3





Fig 4



Installation complete



Westing Automotive Products, Inc.
5200 N. Irwindale Ave. Suite 220
Irwindale, Ca. 91706

2/16/11

P.N.: 75-0255 -Rev A ECO #: W12-0999

PG-2

Thank You for choosing Westin products
For Additional installation assistance please call
Customer service (800) 793-7846
www.westinautomotive.com